

Image-Space Horizon-Based Ambient Occlusion



SIGGRAPH2008

Louis Bavoil, Miguel Sainz

NVIDIA



nVIDIA

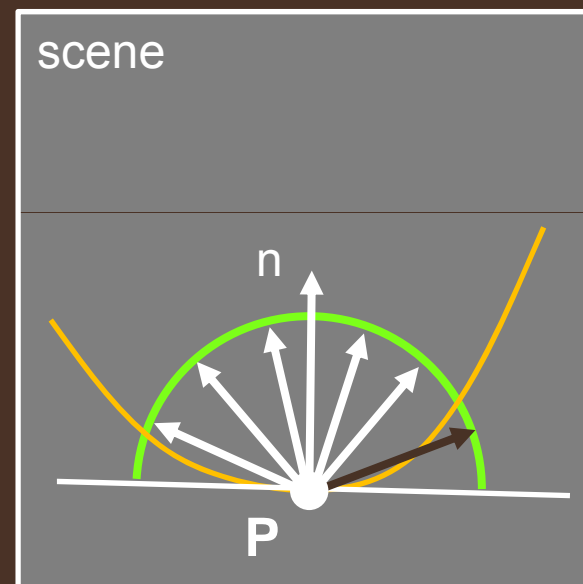
Sky Light

- Simplest form of Ambient Occlusion
 - Light source = sky (sphere light)
 - Two definitions of AO
 - AO = diffuse illumination from the sky [Landis 02] [Christensen 03]
 - AO = shadow from the sky illumination [Pharr and Green 04] [Hegeman et al. 06]
- Limited to outdoor scenes



Ambient Occlusion

- Light = local hemisphere
 - Centered at current surface point
 - Radius = user parameter
- Can be rendered with ray-tracing
 - [Gelato] [Mental Ray]



local sphere light





NVIDIA.

Ambient Occlusion

- Gives perceptual clues of depth, curvature and spatial proximity



Without AO



With our AO

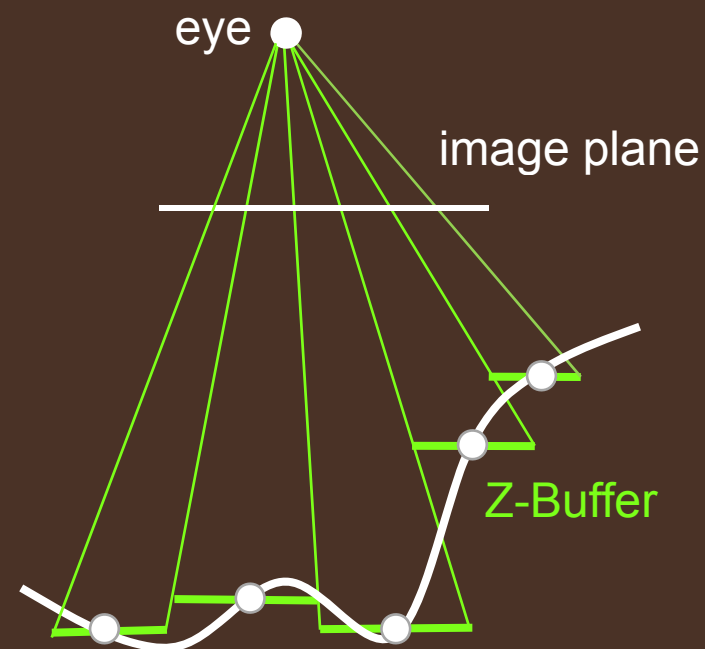


SIGGRAPH2008



Screen Space Ambient Occlusion NVIDIA.

- Approach introduced by
 - [Shanmugam and Orikan 07]
 - [Mittring 07] [Fox and Compton 08]
- Input = Z-Buffer + normals
 - Render approximate AO for dynamic scenes with no precomputations
- Z-Buffer = Heightfield
 - $z = f(x,y)$



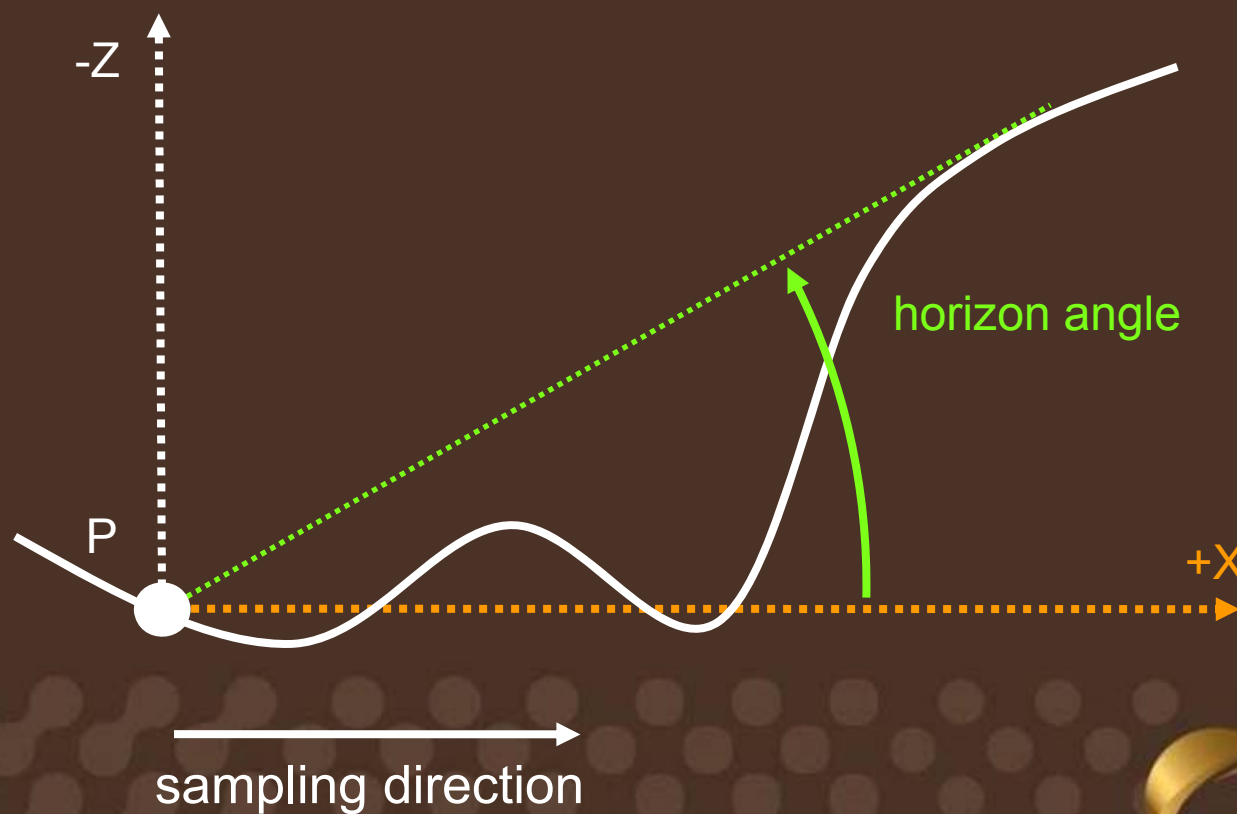
SIGGRAPH2008



NVIDIA.

Horizon Mapping [Max 86]

- Given a 1D heightfield

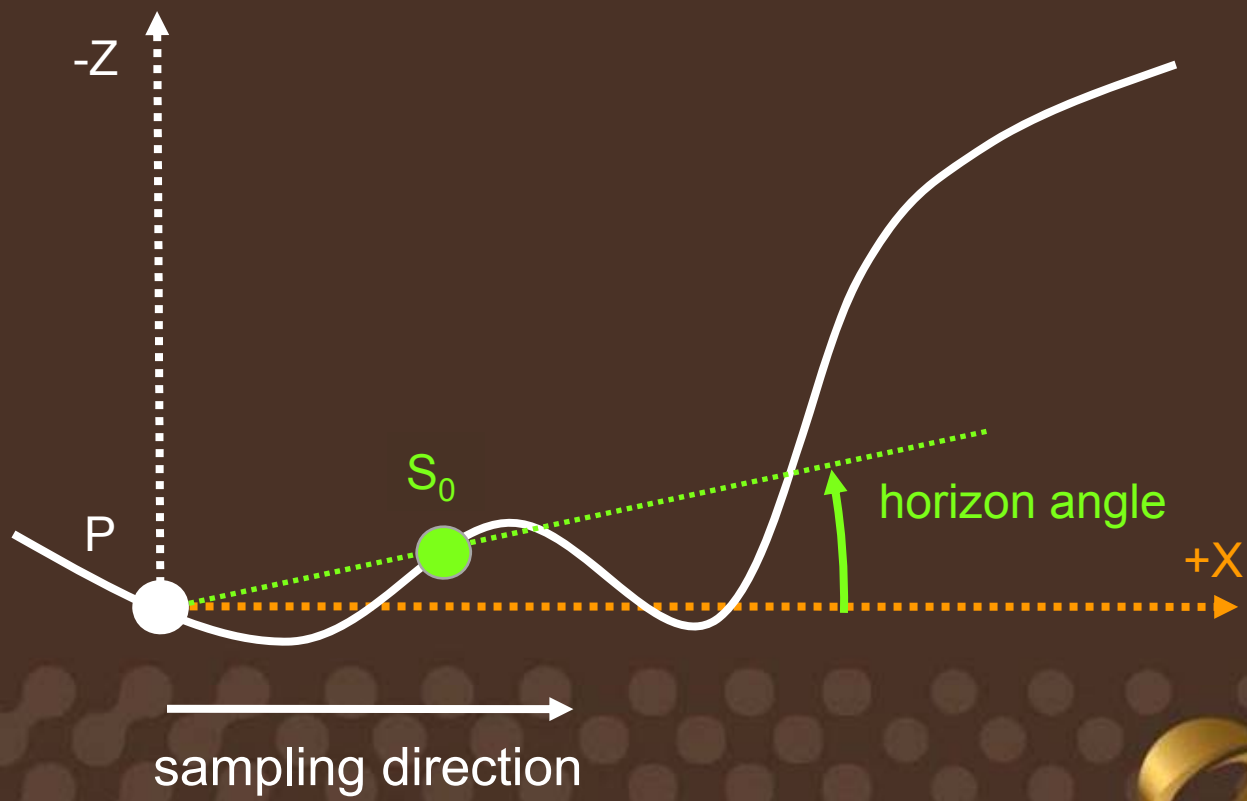


SIGGRAPH2008



Finding the Horizon

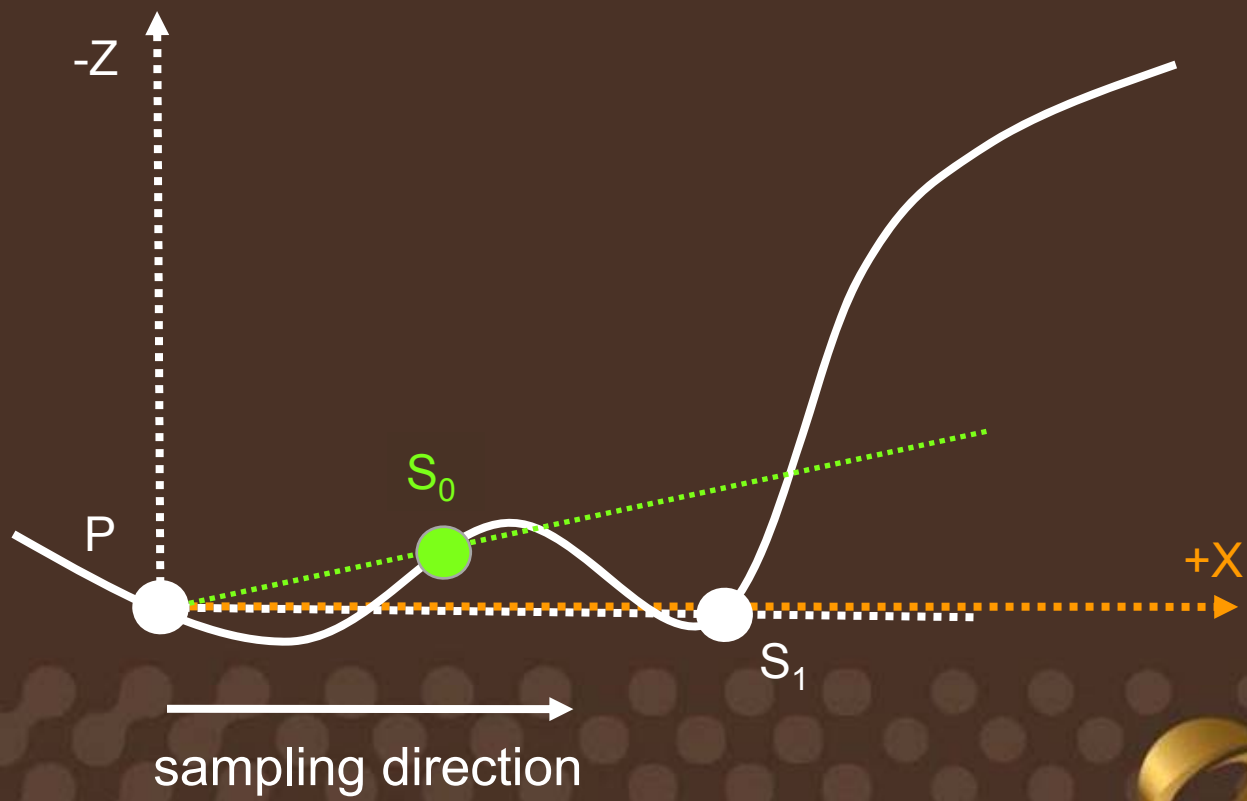
- Marching on the heightfield





Finding the Horizon

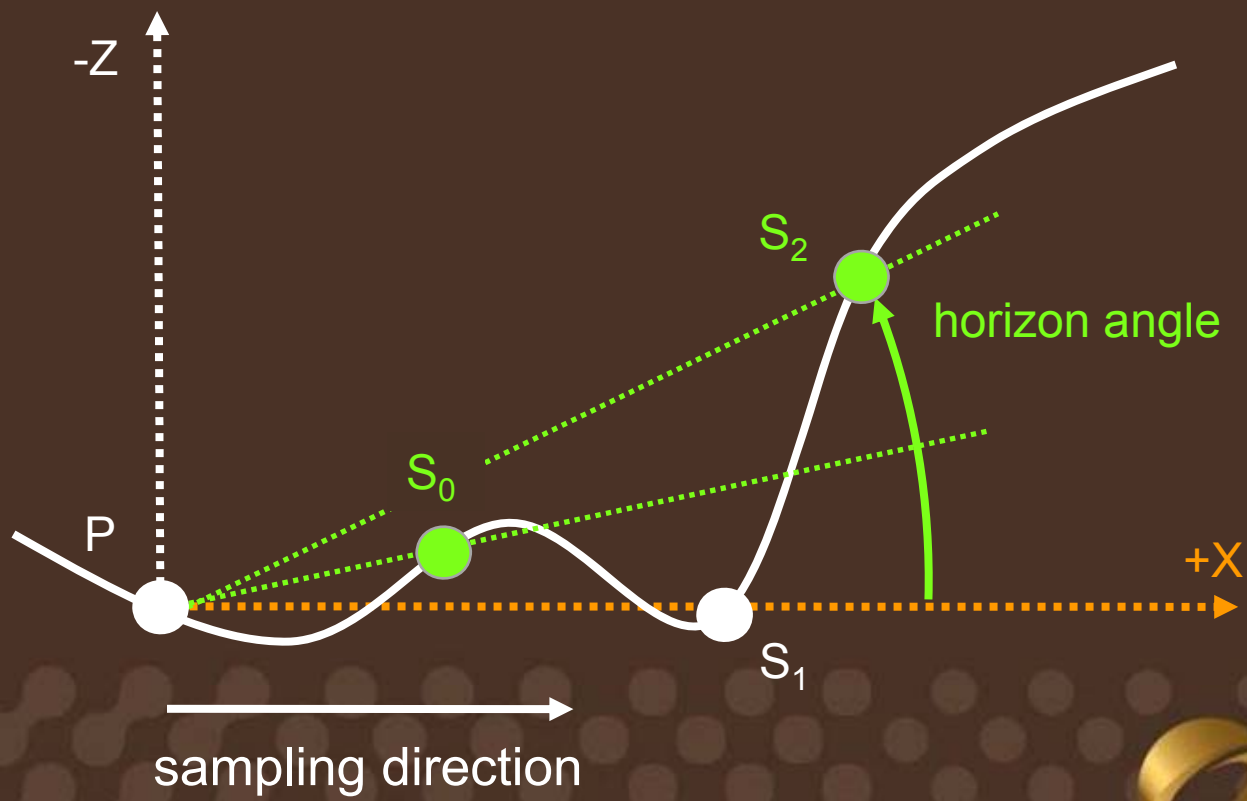
- Marching on the heightfield



SIGGRAPH2008

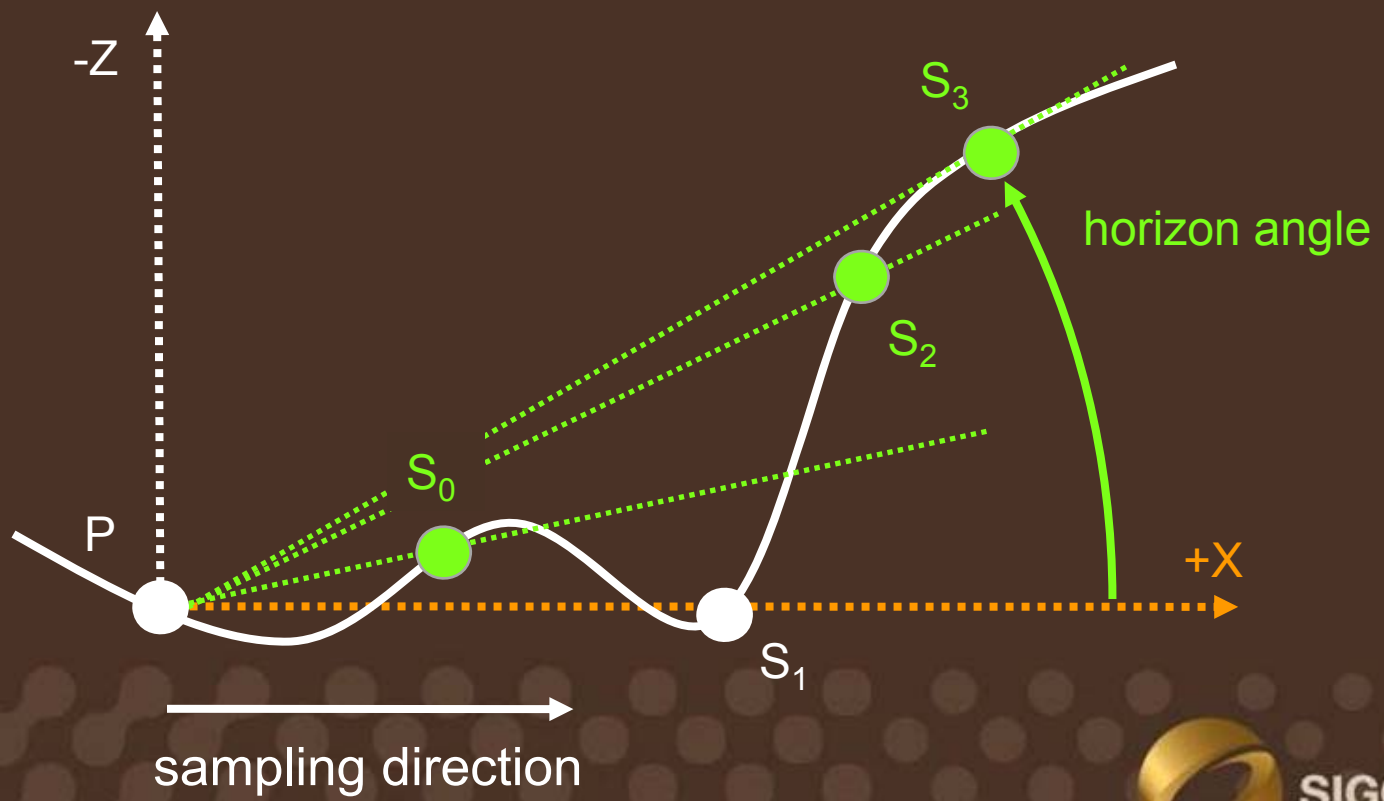
Finding the Horizon

- Marching on the heightfield



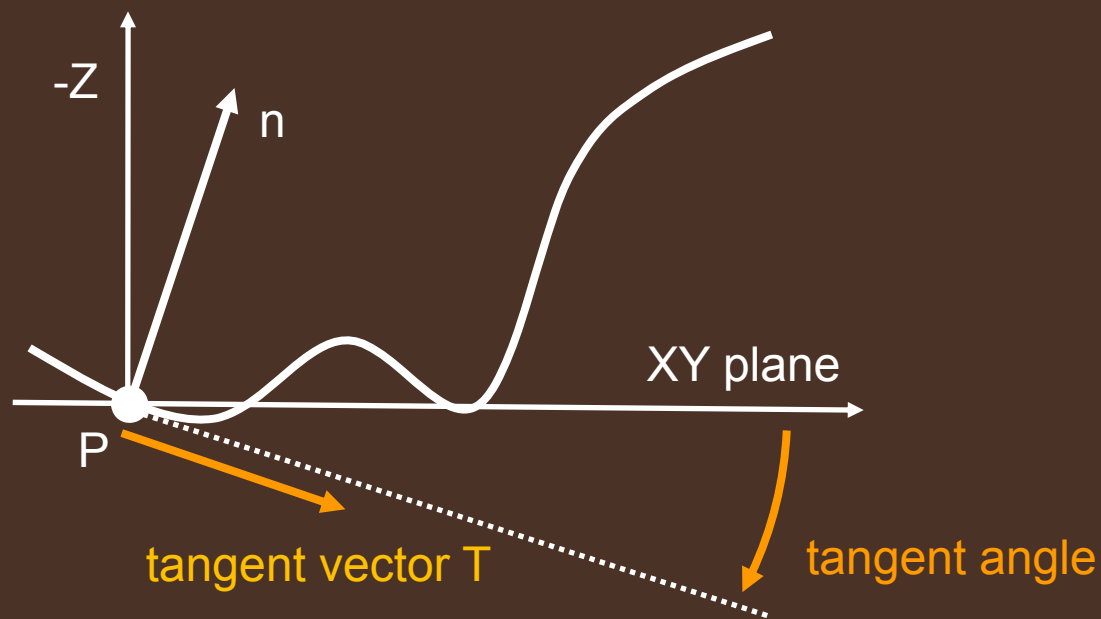
Finding the Horizon

- Marching on the heightfield

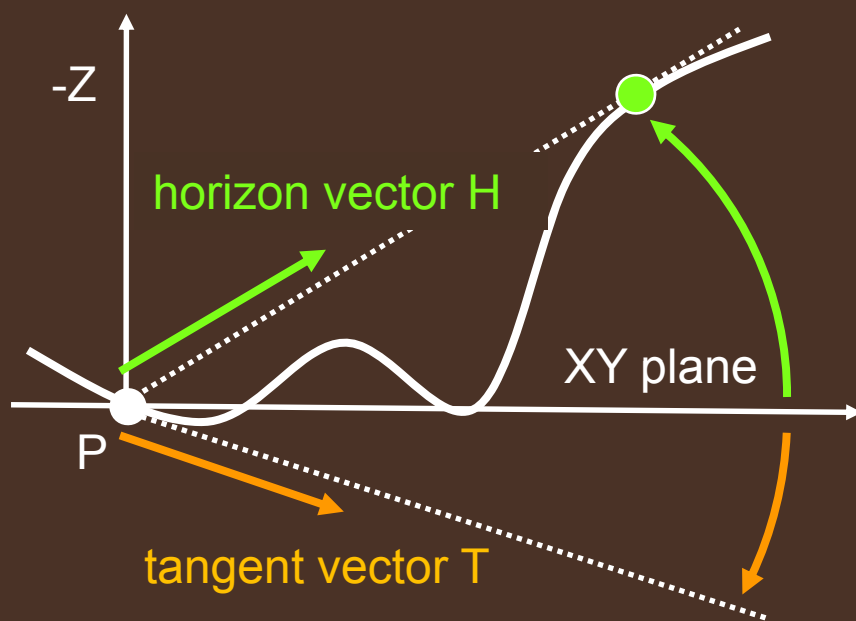


Tangent Plane

- Given point P and its normal n



Horizon-Based AO



horizon angle in $[-\pi/2, \pi/2]$
 $h(H) = \text{atan}(H.z / \|H.xy\|)$

tangent angle in $[-\pi/2, \pi/2]$
 $t(T) = \text{atan}(T.z / \|T.xy\|)$

$$AO = \sin h - \sin t$$

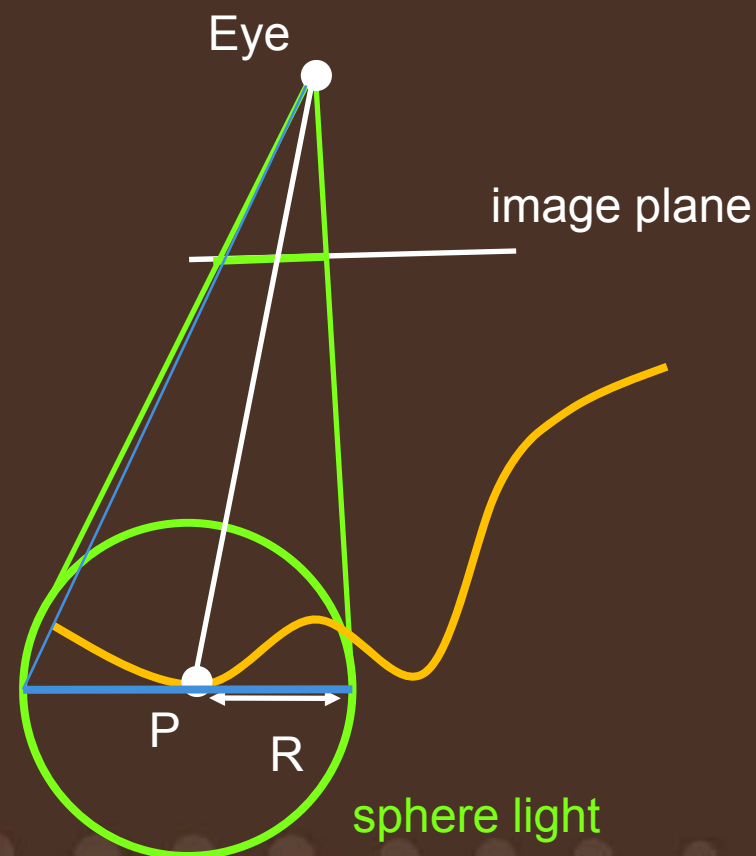




NVIDIA.

Ambient Occlusion Radius

- Ambient occlusion radius defined in eye space
 - Scene = depth image
- Project light sphere into texture space
 - Approximate projection of the sphere by a disk
 - Project disk onto uv space

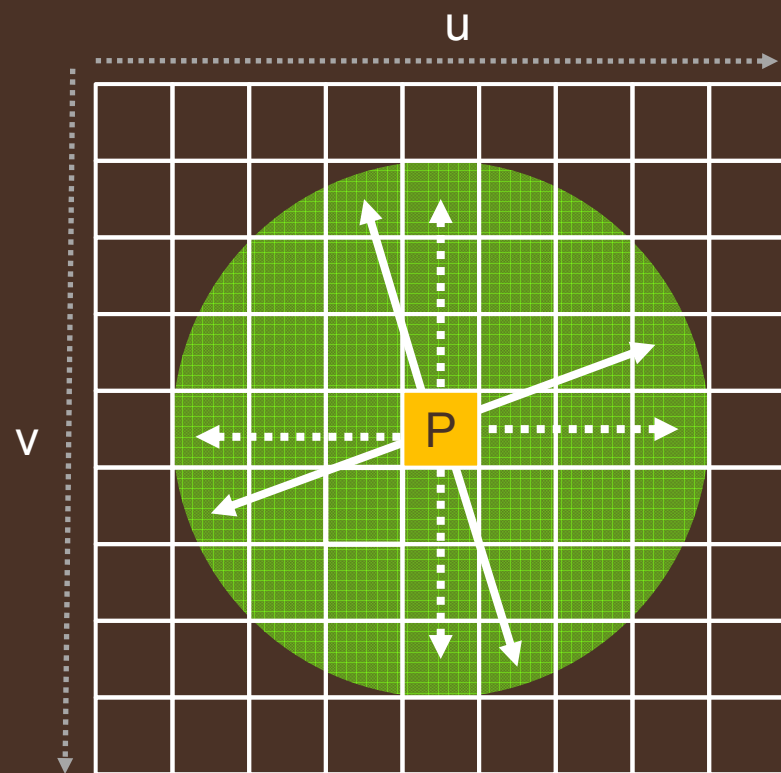


SIGGRAPH2008



Sampling the Depth Image

- Use uniform distribution of directions per pixel
 - Fixed num samples / dir
- Per-pixel randomization
 - Rotate directions by random per-pixel angle
 - Jitter samples by a random offset

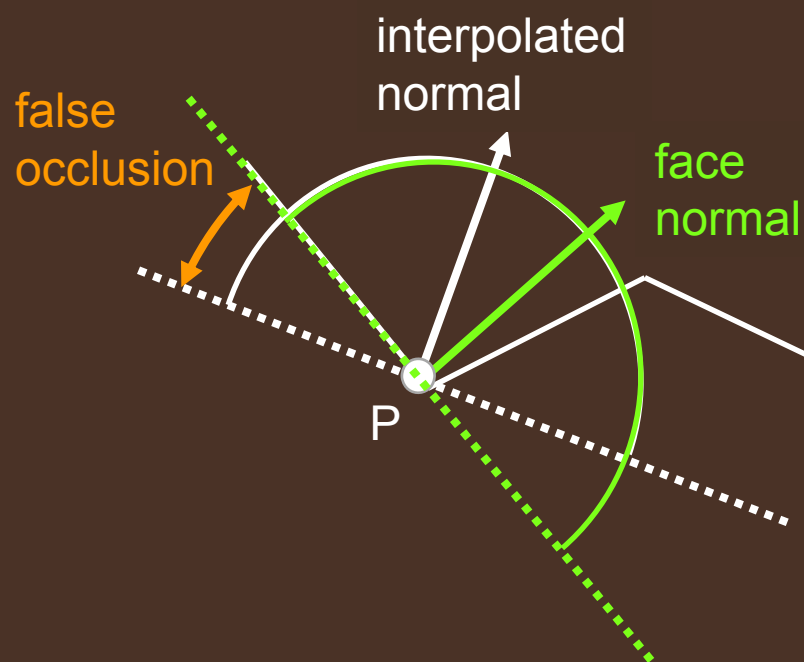


Example with 4 directions / pixel



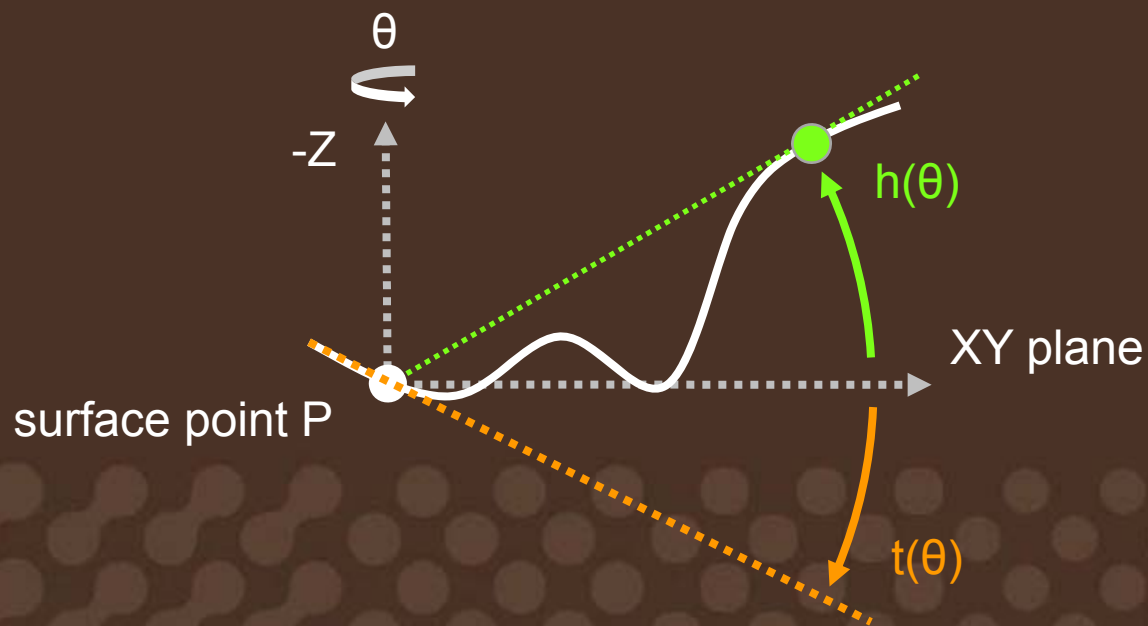
Normals

- We store per-pixel normals
 - Not interpolated normals
 - Would generate false occlusion
 - But face normals
 - Using ddx/ddy instructions on eye-space coordinates in the geometry pass



Core Algorithm

- Integrate AO in 2D
 - Average AO over multiple 2D directions θ
 - $AO(\theta) = \sin h(\theta) - \sin t(\theta)$





nVIDIA.

Ambient Occlusion in Creases

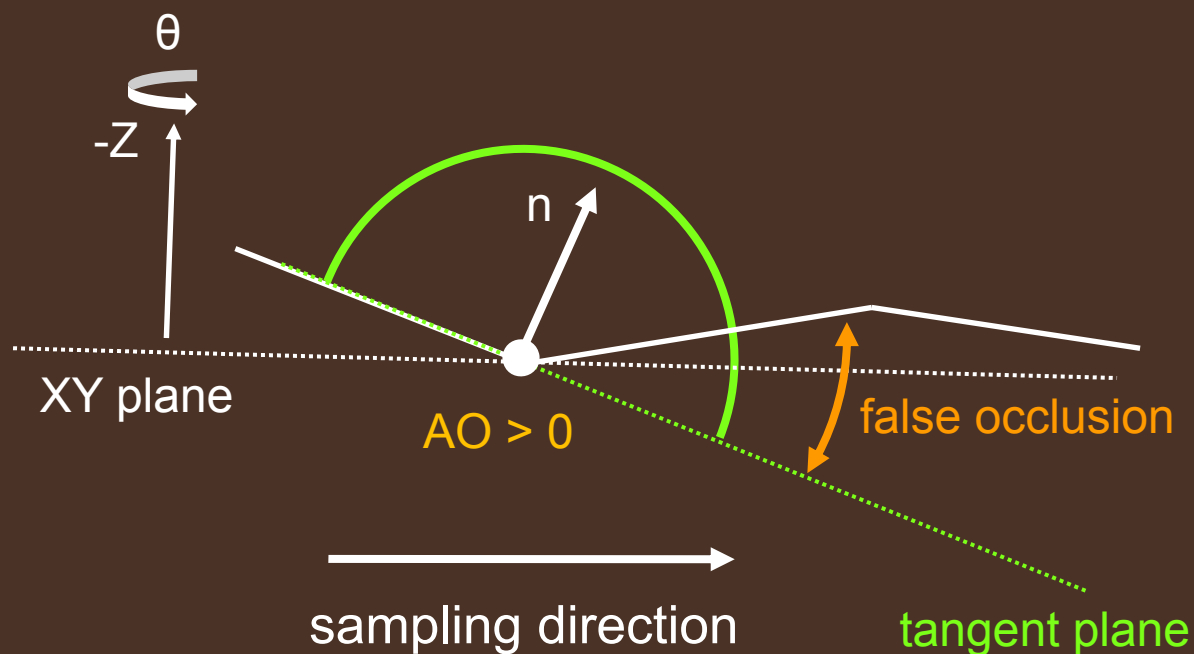


SIGGRAPH2008



NVIDIA.

Low-Tessellation Problem

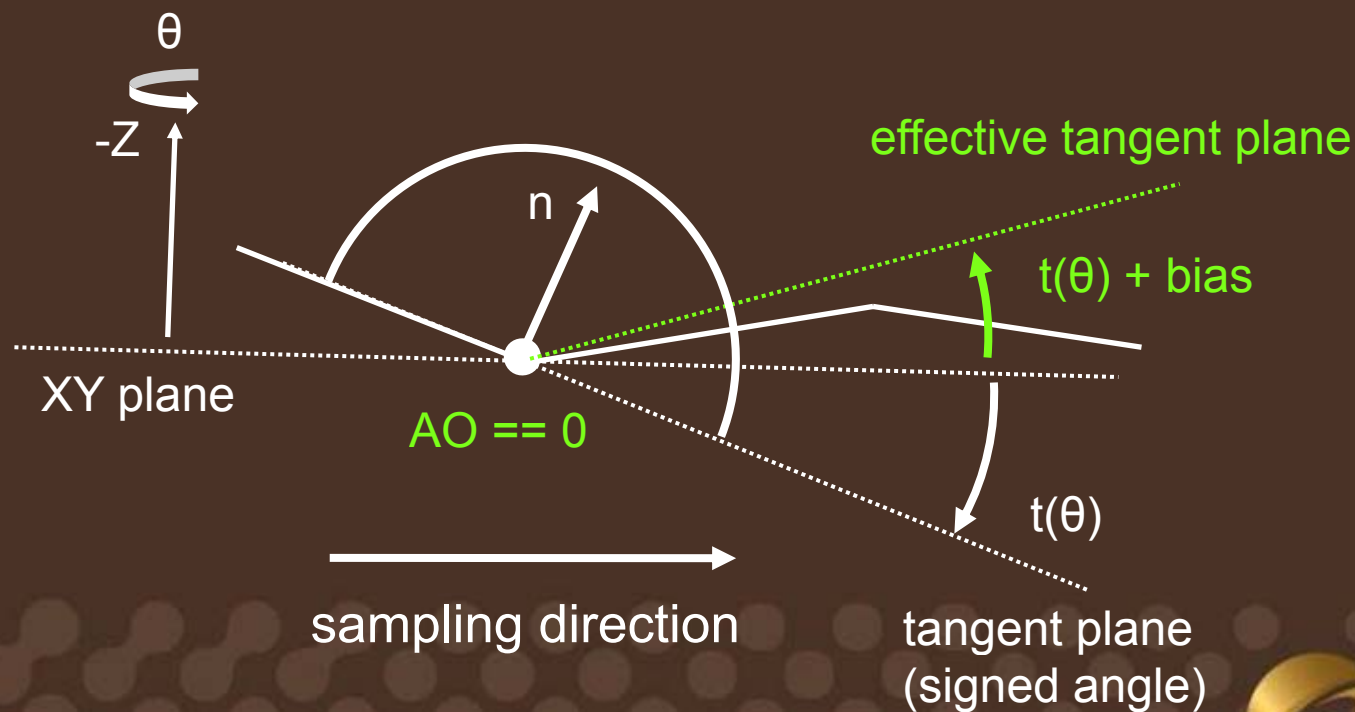


SIGGRAPH2008



Solution: Angle Bias


- Similar to “spread” parameter in [Mental Ray]
- Ignore occlusion near the tangent plane



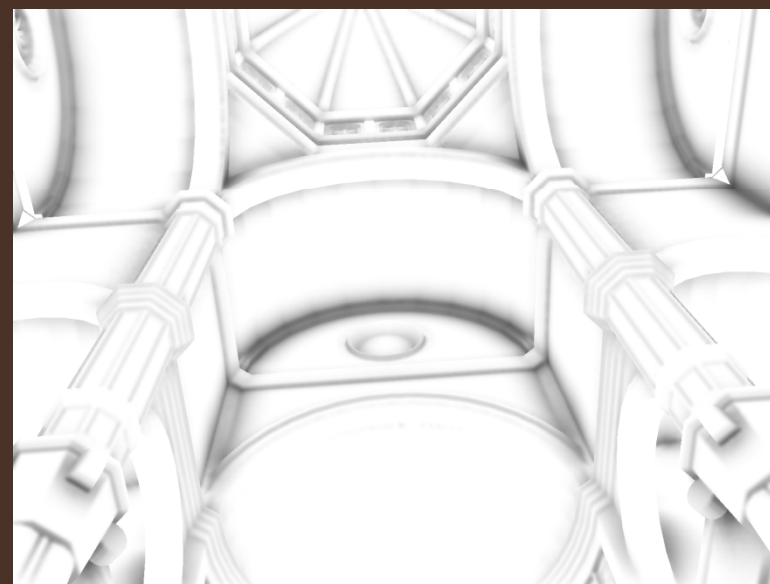


NVIDIA.

The Angle Bias in Action



Without angle bias



With angle bias = 30 deg



SIGGRAPH2008

Sampling Outside the Screen

- No scene information outside view frustum
 - We remove false occlusion by using clamping to edge and an angle bias



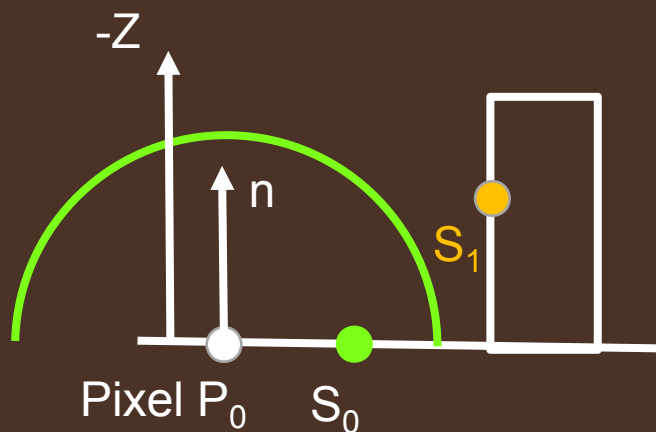
angle bias = 0



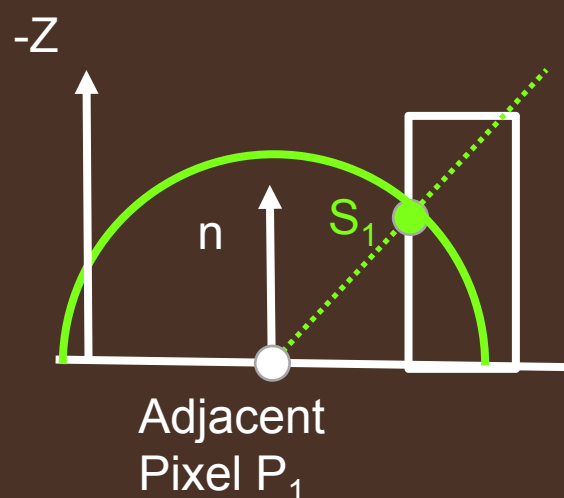
angle bias = 30 deg



Discontinuity Problem



$$\begin{aligned} AO(P_0) &= \sin h - \sin t \\ &= \sin 0 - \sin 0 = 0 \end{aligned}$$



$$\begin{aligned} AO(P_1) &= \sin h - \sin t = \\ &= \sin(45\text{deg}) - \sin 0 = 0.7 \end{aligned}$$

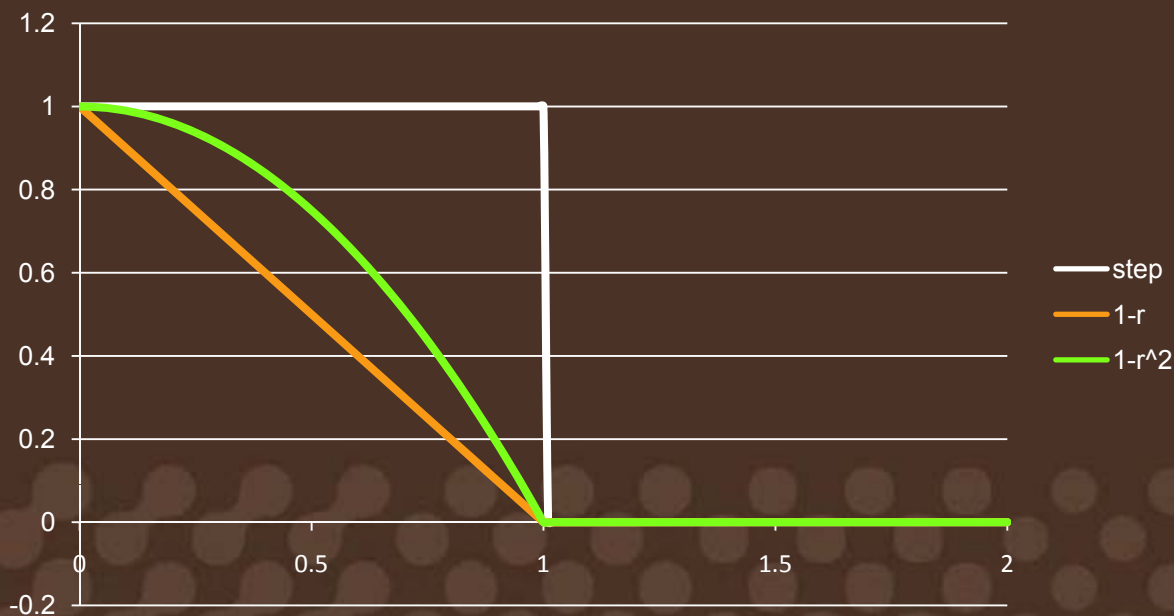
→ Large AO discontinuity between P_0 and P_1





Attenuation Function

- Weight AO by a radial function $W(r)$
 - Similar to obscurances [Zhukov et al. 98]
 - “Falloff” in [Gelato] and [Mental Ray]



Normalized distance
 $r = \|S - P\| / R$

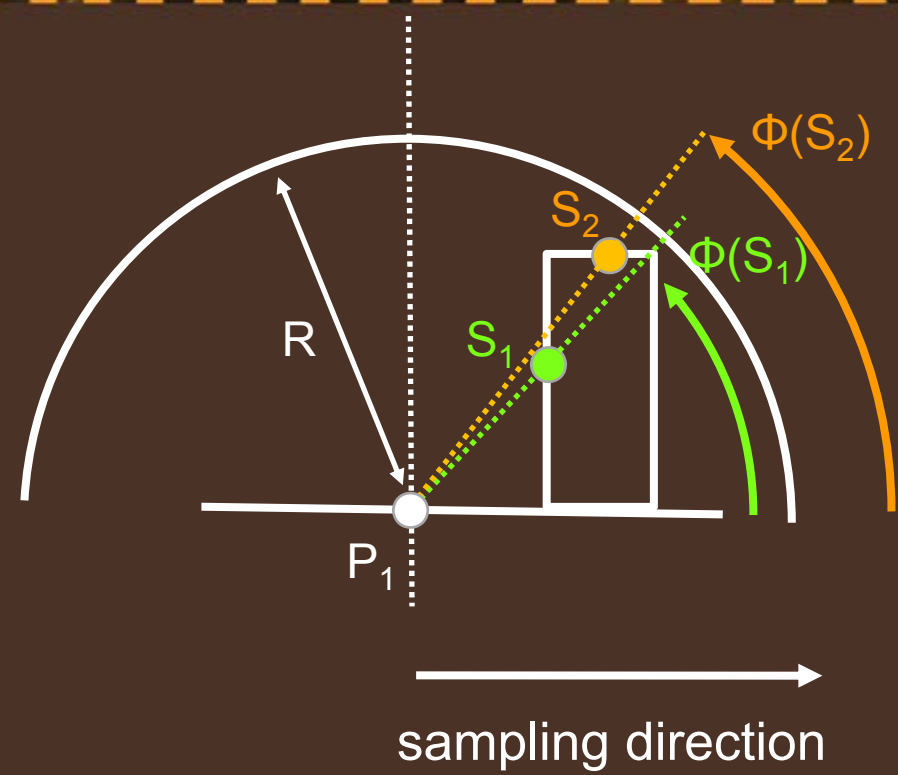
We use the attenuation
 $W(r) = 1 - r^2$



SIGGRAPH2008

Per-Sample Attenuation

- Initialize $WAO = 0$
- After sample S_1
 - $AO(S_1) = \sin \Phi(S_1) - \sin t$
 - $WAO += W(S_1) AO(S_1)$
- After sample S_2
 - If $\Phi(S_2) > \Phi(S_1)$
 - $AO(S_2) = \sin \Phi(S_2) - \sin t$
 - $WAO += W(S_2) (AO(S_2) - AO(S_1))$





NVIDIA.

With and Without Attenuation



With Attenuation

$$W(r) = 1 - r^2$$



Without Attenuation

$$W(r) = 1$$



SIGGRAPH2008



Noise

- Per-pixel randomization generates noise



AO with 6 directions x 6 steps/dir





Cross Bilateral Filter

- We blur the ambient occlusion
- Depth-dependent Gaussian blur
 - [Petschnigg et al. 04]
 - [Eisemann and Durand 04]
 - Reduces blurring across edges
- Although it is a non-separable filter, we apply it separately in the X and Y directions







NVIDIA.

Cross Bilateral Filter

- Depth-dependent Blur



Without Blur



With 15x15 Blur



SIGGRAPH2008



NVIDIA.

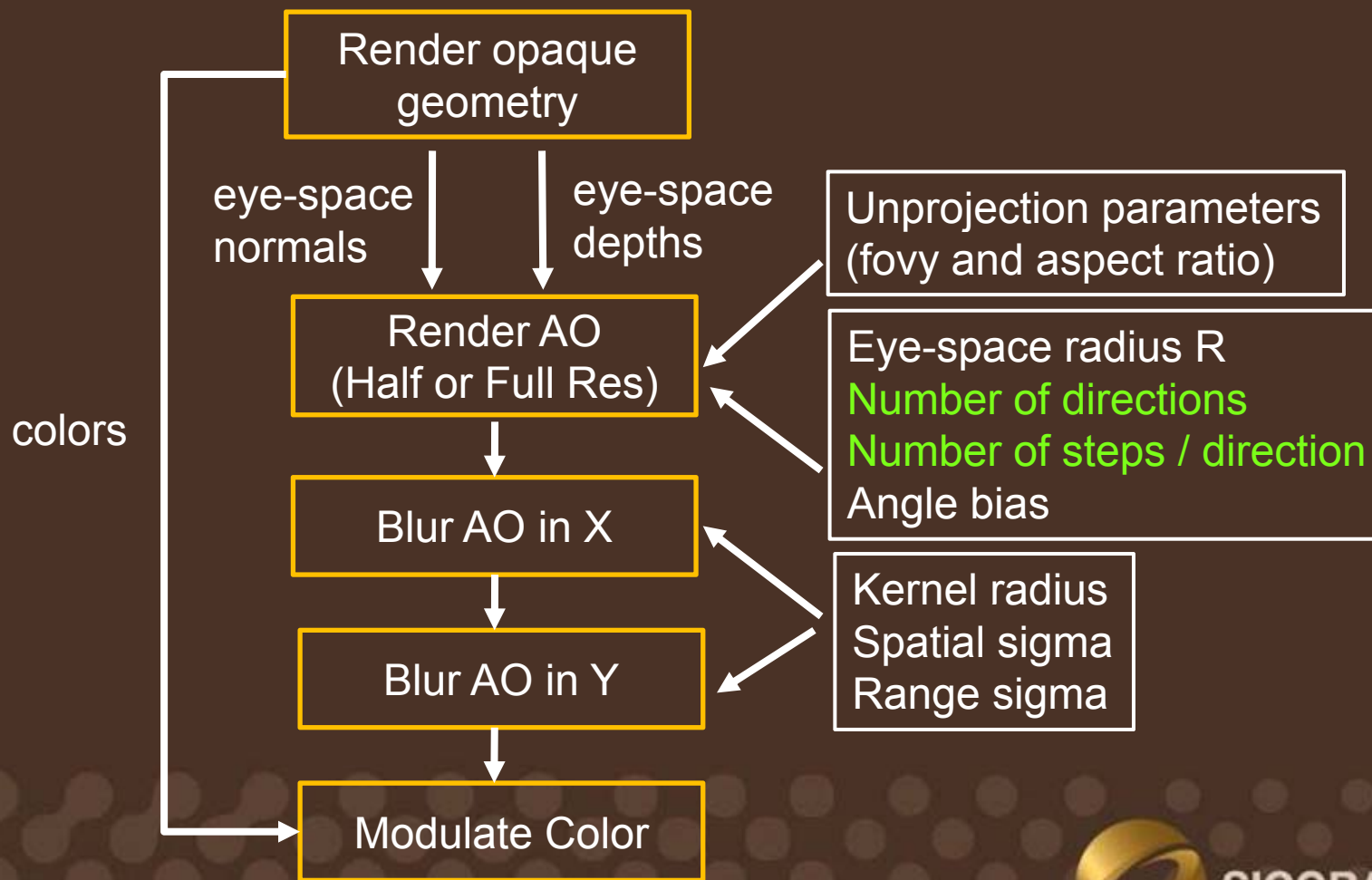
Half-Resolution AO

- AO is mostly low frequency
 - Can render the AO in half resolution
 - Source half-resolution depth image
- Still do the blur passes in full resolution
 - To avoid bleeding across edges
 - Source full resolution eye-space depths
 - [Kopf et al. 07]



SIGGRAPH2008

Rendering Pipeline



Demo



SIGGRAPH2008



NVIDIA.

Performance

- Depends on
 - Screen Resolution
 - Ambient Occlusion Resolution
 - Number of samples (directions * steps)
 - Blur Size



SIGGRAPH2008



NVIDIA

Half-Resolution AO




Image Size 1600x1200
AO Resolution 800x600
Blur Resolution 1600x1200

Half-Res AO	GeForce GTX 280
Geometry	1.0 ms
AO	3.5 ms
Blur	2.5 ms
Total	7.0 ms
	143 fps

6 directions per pixel
6 steps per direction
15x15 Blur Size



SIGGRAPH2008



NVIDIA

Full-Resolution AO




Image Size 1600x1200
AO Resolution 1600x1200
Blur Resolution 1600x1200

Full-Res AO	GeForce GTX 280
Geometry	1.0 ms
AO	30.0 ms
Blur	2.5 ms
Total	33.5 ms
	30 fps

6 directions per pixel
6 steps per direction
15x15 Blur Size



SIGGRAPH2008


Half-Resolution AO
6x6 samples / AO pixel
No Blur

AO = 3.5 ms @ 800x600
On GeForce GTX 280



Half-Resolution AO
6x6 samples / AO pixel
15x15 Blur

AO = 3.5 ms @ 800x600
Blur = 2.5 ms @ 1600x1200
On GeForce GTX 280



Full-Resolution AO


6x6 samples / AO pixel

15x15 Blur


AO = 30 ms @ 800x600

Blur = 2.5 ms @ 1600x1200


On GeForce GTX 280



Full-Resolution AO
16x16 samples / pixel
No Blur



Full-Resolution AO
16x32 samples / pixel
No Blur





Conclusion

- DirectX10 SDK sample
 - Now available on developer.nvidia.com
 - Including video and brief whitepaper
- Easy to integrate into a game engine
 - Input Data = eye-space depths and normals
 - Rendered in a post-processing pass
- More details in ShaderX⁷ (to appear)



SIGGRAPH2008



Acknowledgments

— NVIDIA

- Rouslan Dimitrov, Samuel Gateau, Michael Thompson, Ignacio Castano, the demo team

— Models

- Dragon - Stanford 3D Scanning Repository
- Sibenik Cathedral - Marko Dabrovic



SIGGRAPH2008



NVIDIA.

Questions?



Code sample available on
<http://developer.nvidia.com>

lbavoil@nvidia.com
msainz@nvidia.com



SIGGRAPH2008



References

- [Max 86] MAX, N. L. 1986. "Horizon mapping: Shadows for bump-mapped surfaces." In Proceedings of Computer Graphics Tokyo '86 on Advanced Computer Graphics.
- [Zhukov et al. 98] Sergej Zhukov, Andrej Inoes, Grigorij Kronin, 1998. "An ambient light illumination model." In Rendering Techniques '98, G. Drettakis and N. Max, Eds., Eurographics, 45–56.
- [Landis 02] Landis, 2002. "Production-Ready Global Illumination," In ACM SIGGRAPH Course #16.
- [Christensen 03] Christensen, P. H. 2003. "Global illumination and all that". In ACM SIGGRAPH Course 9.





References

- [Eisemann and Durand 04] Elmar Eisemann and Frédo Durand, “Flash Photography Enhancement via Intrinsic Relighting”, ACM SIGGRAPH 2004.
- [Petschnigg et al. 04] Petschnigg, Szeliski, Agrawala, Cohen, Hoppe, Toyama, “Digital photography with flash and no-flash image pairs.” ACM SIGGRAPH 2004.
- [Schüler 05] Christian Schüler, 2005. “Eliminate surface acne with gradient shadow mapping”, ShaderX4: Advanced Rendering Techniques.
- [Gelato] Gritz, L. 2006. “Gelato 2.1 Technical Reference”. NVIDIA.
- [Mental Ray] “mental ray Shader Reference”, November 2007.



SIGGRAPH2008



References

- [Mittring 07] MITTRING, M. 2007. “Finding next gen: Cry Engine 2”. In SIGGRAPH '07: ACM SIGGRAPH 2007 courses.
- [Shanmugam and Orikan 07] SHANMUGAM, P., AND ARIKAN, O. 2007. “Hardware accelerated ambient occlusion techniques on GPUs”. In I3D '07: Proceedings of the 2007 symposium on Interactive 3D graphics and games.
- [Kopf et al. 07] Johannes Kopf, Michael F. Cohen, Dani Lischinski, Matt Uyttendaele, “Joint Bilateral Upsampling”, SIGGRAPH '07: ACM SIGGRAPH 2007 papers.
- [Fox and Compton 08] Megan Fox and Stuart Compton, “Ambient Occlusive Crease Shading”, Game Developer Magazine, March 2008.



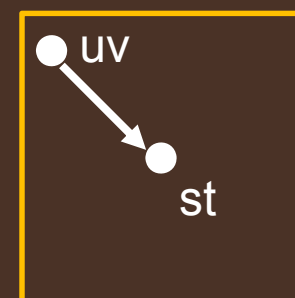
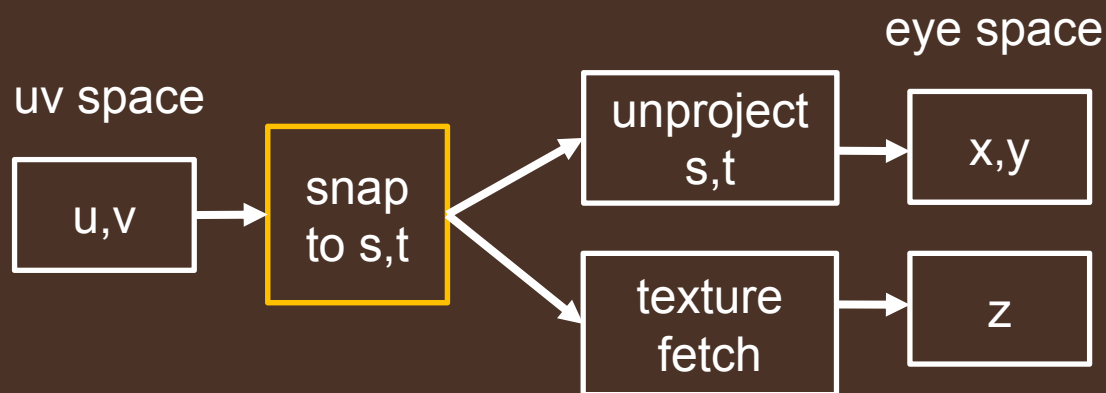
SIGGRAPH2008



NVIDIA

Computing Eye-Space Positions

- For a given sample S at (u,v)



snapping to pixel center

- Snap uv to avoid mismatch between reconstructed (x,y) and sampled z



SIGGRAPH2008

Tangent Angle

- Given a tangent vector T
 - $T(\theta)$ on the plane
 - $t(\theta) = \text{atan}(T.z / ||T.xy||)$
- Compute plane basis
 - Basis = $(dP/du, dP/dv)$
 - $T = dP/du \Delta u + dP/dv \Delta v$
 - Similar to gradient shadow mapping [Schüler 05]

